








# Initial Report

Last Modified: 03/09/2016

## 1. How many hours a day are you away from home?

#	Answer	Bar	Response	%
1	0 hours		9	15%
2	1-2 hours		6	10%
3	2-4 hours		9	15%
4	4-6 hours		8	13%
5	6-8 hours		14	23%
6	8-10 hours		10	16%
7	10-12 hours		5	8%
8	12+ hours		0	0%
	Total		61	

Statistic	Value
Min Value	1
Max Value	7
Mean	4.02
Variance	3.55
Standard Deviation	1.88
Total Responses	61

2. Rank by amount of time you spend on each device (1 = most time spent, 5 = least time spent)

#	Answer						Total Responses
1	smart-watch	8	1	4	13	35	61
2	mobile phone	31	27	2	1	0	61
3	tablet	5	16	28	8	4	61
4	laptop	12	10	17	17	5	61
5	desktop	5	7	10	22	17	61
	Total	61	61	61	61	61	-



Statistic	smart-watch	mobile phone	tablet	laptop	desktop
Min Value	1	1	1	1	1
Max Value	5	4	5	5	5
Mean	4.08	1.56	2.84	2.89	3.64
Variance	1.91	0.42	0.97	1.57	1.53
Standard Deviation	1.38	0.65	0.99	1.25	1.24
Total Responses	61	61	61	61	61

3. Do you own a dog with epilepsy?

#	Answer	Bar	Response	%
1	Yes		54	89%
2	No		0	0%
3	I have in the past		7	11%
	Total		61	






Statistic	Value
Min Value	1
Max Value	3
Mean	1.23
Variance	0.41
Standard Deviation	0.64
Total Responses	61

4. Do you monitor your dog's health in any way?

#	Answer	Bar	Response	%
1	yes		58	95%
2	no		3	5%
	Total		61	


Statistic	Value
Min Value	1
Max Value	2
Mean	1.05
Variance	0.05
Standard Deviation	0.22
Total Responses	61

5. How often do you think about your dog having a seizure when you're away?

#	Answer	Bar	Response	%
1	0 times / day		8	13%
2	1-2 times / day		16	26%
3	3-5 times / day		17	28%
4	6-9 times / day		5	8%
5	10+ times / day		15	25%
	Total		61	








Statistic	Value
Min Value	1
Max Value	5
Mean	3.05
Variance	1.88
Standard Deviation	1.37
Total Responses	61

6. Does your dog take medicine for his/her epilepsy?

#	Answer	Bar	Response	%
1	Yes		60	98%
2	No		1	2%
	Total		61	




Statistic	Value
Min Value	1
Max Value	2
Mean	1.02
Variance	0.02
Standard Deviation	0.13
Total Responses	61

7. On average, how much do you spend on your dog per month?

#	Answer	Bar	Response	%
1	\$0		0	0%
2	\$1-\$14		1	2%
3	\$15-\$29		2	3%
4	\$30-\$49		3	5%
5	\$50-\$74		6	10%
6	\$75-\$99		11	18%
7	\$100-\$149		12	20%
8	\$150+		26	43%
	Total		61	

Statistic	Value
Min Value	2
Max Value	8
Mean	6.69
Variance	2.32
Standard Deviation	1.52
Total Responses	61







8. I \_\_\_\_\_ my dog's epilepsy. (Fill in the blank)

#	Answer	Bar	Response	%
1	prevent		4	7%
2	manage		44	72%
3	treat		16	26%

Statistic	Value
Min Value	1
Max Value	3
Total Responses	61



9. How often do you visit the vet because of your dog's epilepsy?

#	Answer	Bar	Response	%
1	0 times / year		1	2%
2	1 -2 times / year		11	18%
3	3 - 4 times / year		19	31%
4	5 - 6 times / year		12	20%
5	7 - 9 times / year		6	10%
6	10+ times / year		12	20%
	Total		61	

Statistic	Value
Min Value	1
Max Value	6
Mean	3.77
Variance	2.05
Standard Deviation	1.43
Total Responses	61

10. Do you know any other pet owners that have a dog with epilepsy?

#	Answer	Bar	Response	%
1	No		24	39%
2	Yes (0-1 owners)		12	20%
3	Yes (2-4 owners)		11	18%
4	Yes (5+ owners)		14	23%
	Total		61	

Statistic	Value
Min Value	1
Max Value	4
Mean	2.25
Variance	1.46
Standard Deviation	1.21
Total Responses	61

11. Do you own a wearable? ( Apple watch, Fitbit, Fuelband, Jawbone, etc)

#	Answer	Bar	Response	%
1	Yes		23	38%
2	No		38	62%
	Total		61	

Statistic	Value
Min Value	1
Max Value	2
Mean	1.62
Variance	0.24
Standard Deviation	0.49
Total Responses	61